



**function.
durability.
stylish flair.
eclectic!**

ECLECTIC® CONTRACT FURNITURE
INDUSTRIES INC. AND DESIGN®

www.eclecticcontract.com



Giving our customers loyal service through our proven manufacturing and finishing capabilities.

Eclectic® is a long standing furniture fabrication company with a well established history of providing customers with amazing quality furniture and case goods for almost any conceived design. Eclectic® proven manufacturing technique delivers furnishings with beauty, style, function and durability that are second to none.

Collections

LegArm



Shibuya



TriBeCa



Sinu



Tapestry



Swivels




Nouvel Espace



Neo



Handcraft



Web



Waterfall



EstreSpa





01

LegArm Collection

Petu Kummala, 358 Design

created LegArm lounge chair with the inspiration that “legarms” are moving in different directions, one forward, one backwards, creating a motion as the chair is “walking”.

The shape of the “legarms” comes from four different curves that are all the same radius although the way they are composed, they look different.

Top portions are the same shape even though they look different. The armrests are wide enough to rest a drink, glass...

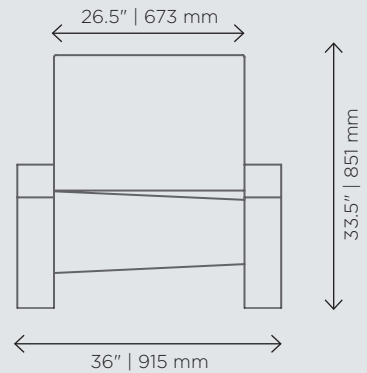
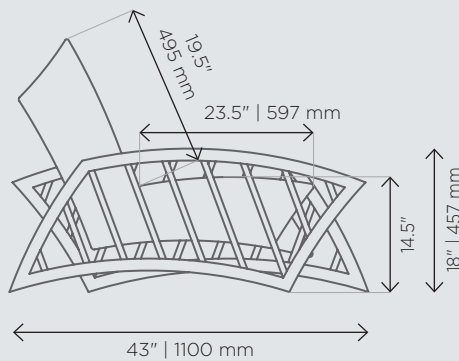
We used walnut and leather with basic construction methods to complement great innovative design and many more versions of “legarm” are in development.

LEGARM CHAIR

ECL-LA-C1

WOOD OPTIONS
walnut | walnut dark

LEATHER OPTIONS
white | Black | available leather
catalog for other colors
selection

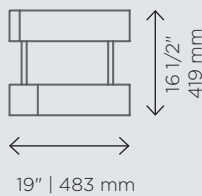
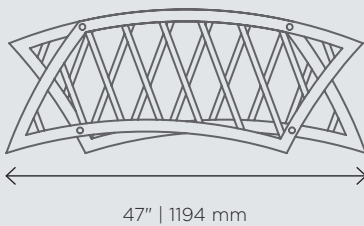


LEGARM TABLE

ECL-LA-T8

WOOD OPTIONS
walnut | walnut dark

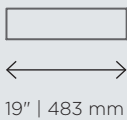
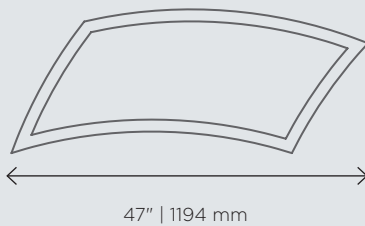
GLASS OPTIONS
chrystal | milk white



LEGARM MIRROR

ECL-MI-S2

WOOD OPTIONS
walnut | walnut dark





LEGARM OUTDOOR

ECL-LAO-A

FRAME

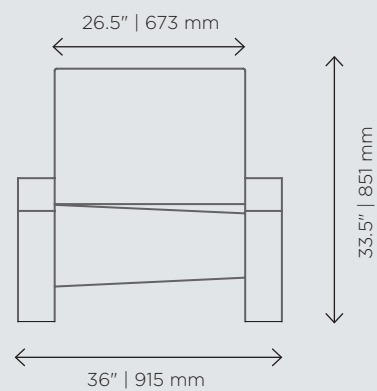
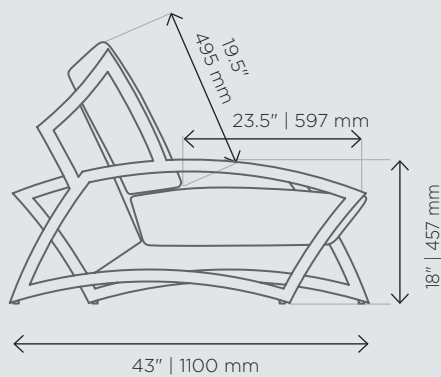

stainless steel

FABRIC OPTIONS

Serge Ferrari Stamskin One
outdoor fabrics
(filling: foam for outdoor)

ARM PROTECTION OPTION

heat wave arms protection



LEGARM LEAVES STOOL

ECL-LA-L102

FRAME

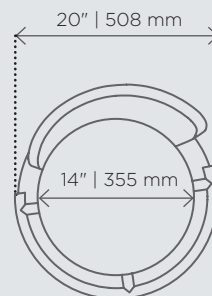
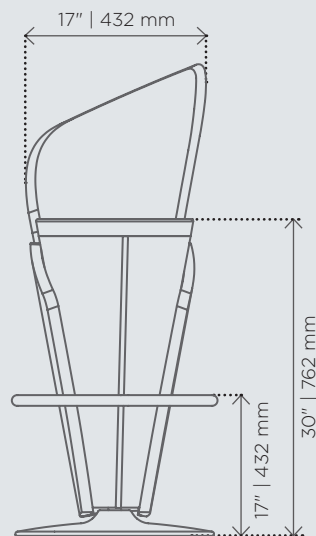
stainless steel & curved solid walnut wood

LEATHER OPTIONS


brown | available leather catalog for other colors selection

INCLUDED ADVANTAGES

- stainless steel foot support
- continuous swivel above round floor plate with stoppers



Rubber under floor plate against sliding on the wet areas.




02

Shibuya Collection

Design: Adrian Vellinga

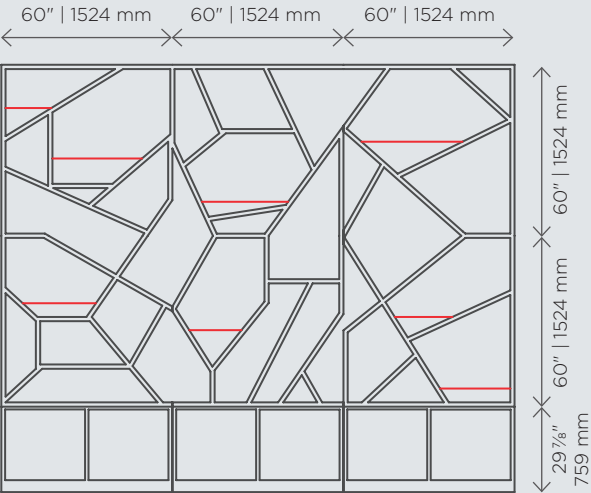
Simple, enclosed and elegant concept for spaces within. Customized options available (doors, exterior finishes, interior seating options, variable height and length, colors). Work place collaboration pod wired for connectivity.



**SHIBUYA CROSSINGS
WITH BASIC WALL INSETS**
ECL-SC-B1

WOOD OPTIONS
plywood veneer and/or laminate

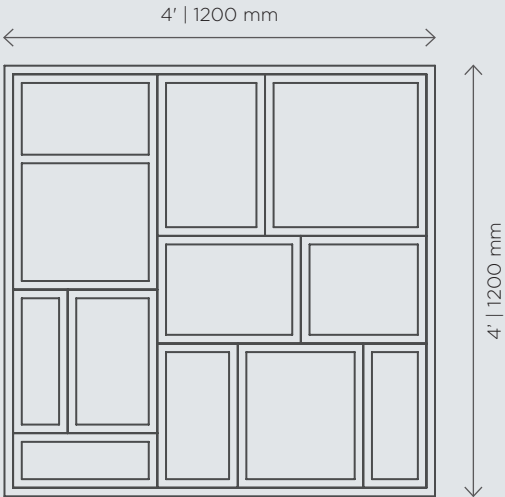
COLOR
customized



**SHIBUYA CROSSINGS
WITH SQUARES**
ECL-SC-S4

WOOD OPTIONS
plywood veneer and/or laminate

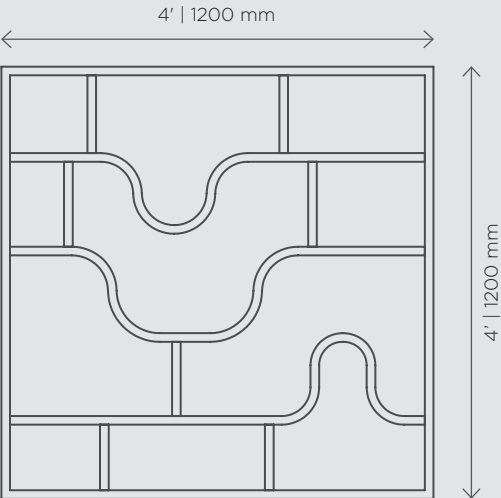
COLOR
customized



**SHIBUYA CROSSINGS
WITH WAVES**
ECL-SC-W3

WOOD OPTIONS
plywood veneer

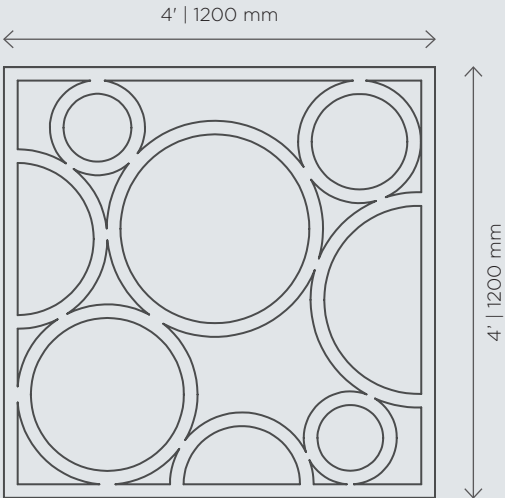
COLOR
customized



**SHIBUYA CROSSINGS
WITH ROUNDS**
ECL-SC-R2

WOOD OPTIONS
plywood veneer

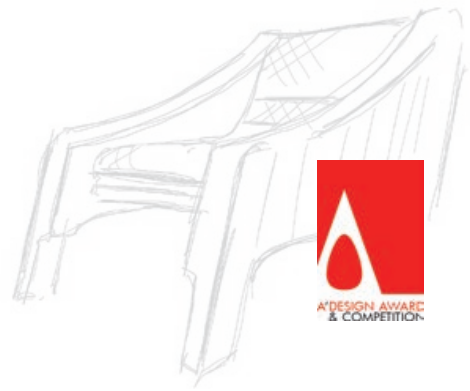
COLOR
customized





03

TriBeCa Collection



Design: Scharly Designer Studio

The Trilounge is a comfortable armchair designed in a fully wood and handmade method, made with locally wood. Its seat is cover by a luxury designed leather. It's a green project totally make of natural and High-End wood materials.

This items could be made by a very close work between the designer and the manufacturer. This piece was very complex to elaborate and design perfect curves suitable to the wood and stainless steel. The final touch with the leather has given the minimalist and modern style to the furniture.

Trilounge Chair by Lionel Scharly is A' Design Award Winner in Furniture, Decorative Items and Homeware Design Category, 2014 - 2015.

TRILOUNGE

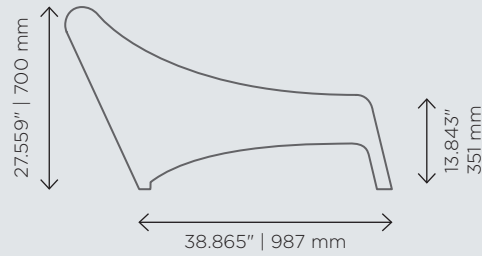
ECL-TBC-LC100

MATERIALS

walnut & stainless steel
insets & joints

LEATHER OPTIONS

high-end leather custom
made @Italian tannery



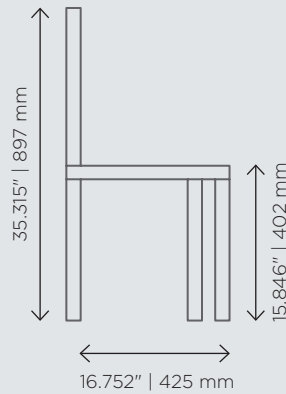
TriPAD CHAIR

ECL-TBC-LC100

MATERIALS

curved solid walnut wood,
stainless steel ornaments,
three feet chair

→ featured at Vitra NYC



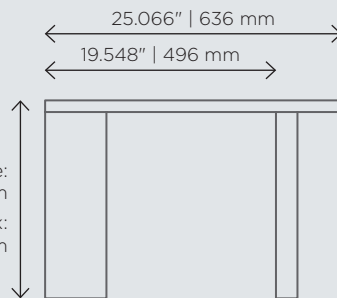
TriBeCa TABLE

ECL-TBC-LC100

MATERIALS

walnut & stainless steel
insets & joints

coffee table:
16" | 424 mm
table/desk:
30" | 762 mm

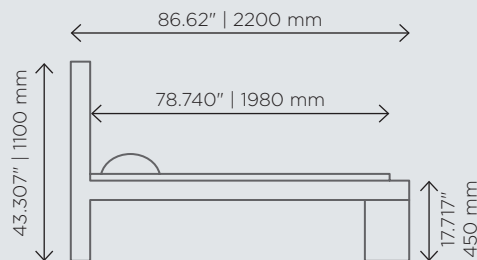


TriBeCa BED

ECL-TBC-LC100

MATERIALS

walnut & stainless steel
insets & joints






04 Sinu Collection

Design: Alex Marc

Luxurious furniture doesn't have to be damaging to environment. This is why we use pure materials over the acrylic. You will sense the softness and approve the durability of genuine leather wrapped around the wooden shell with precision and superior finishing of the seams.



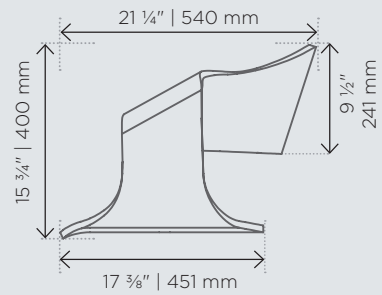
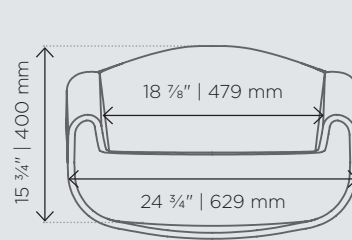


SHELL

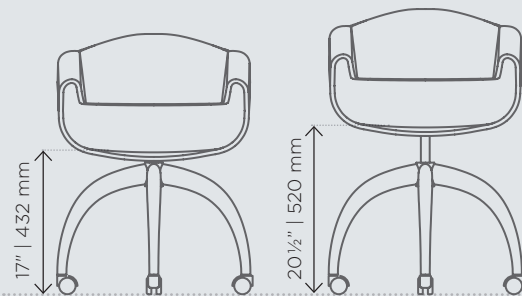


Walnut

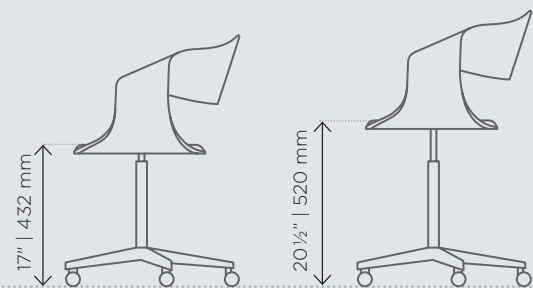
Leather wrapped shell



BASE





WALNUT WOODEN BASE
with adjustable height,
castors or glides



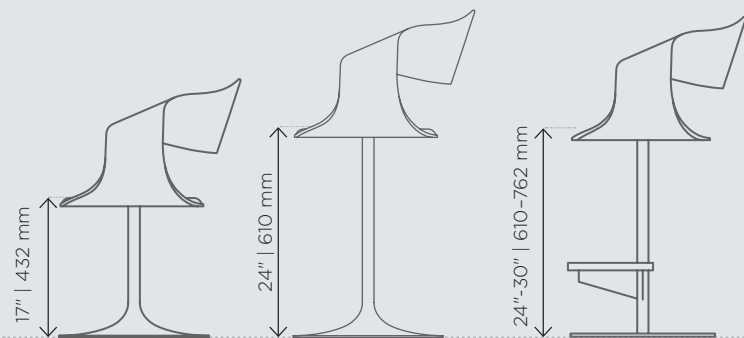
STAINLESS STEEL BASE
chrome/satin nickel finish,
adjustable height,
castors or glides

Seat height is adjustable with simply shell turnings from 17" up to 20 1/2".



GLIDES


CASTORS



DROPS SHAPE BASE
17" high
chrome/satin
nickel finish

DROPS SHAPE BASE
24" high
chrome/satin
nickel finish

24" COUNTER BASE OR 30" BARSTOOL BASE
with leg rest,
satin nickel finish



BARSTOOL CAN BE MOUNTED TO THE FLOOR



RUBBER UNDER FLOOR PLATE AGAINST SLIDING

Make it your own



Typical models



SINU WALNUT 01

MATERIALS
walnut shell &
chrome prong base &
leather seat



SINU WALNUT 02

MATERIALS
sinu walnut shell &
solid walnut base with
adjustable height &
leather seat



SINU WALNUT 03

MATERIALS
sinu walnut shell &
satin nickel drop shape
base & leather seat



SINU WRAPPED 01

MATERIALS
wrapped shell in leather with
stitching & chrome prong
base



SINU WRAPPED 02

MATERIALS
sinu wrapped shell in leather
with stitching & solid walnut
base with adjustable height



SINU BARSTOOL 01

MATERIALS
black shell with satin nickel
pedestal base, 30" barstool
seat height with foot rest &
leather seat in custom colors




05

Tapestry Collection

Design: Jana Dadant, HBA.com

Part of Hilton's Tapestry Collection soft brand. This is the first Tapestry for Hilton Hotels and Resorts property in Washington state.





TAP CHAIR IFH 121

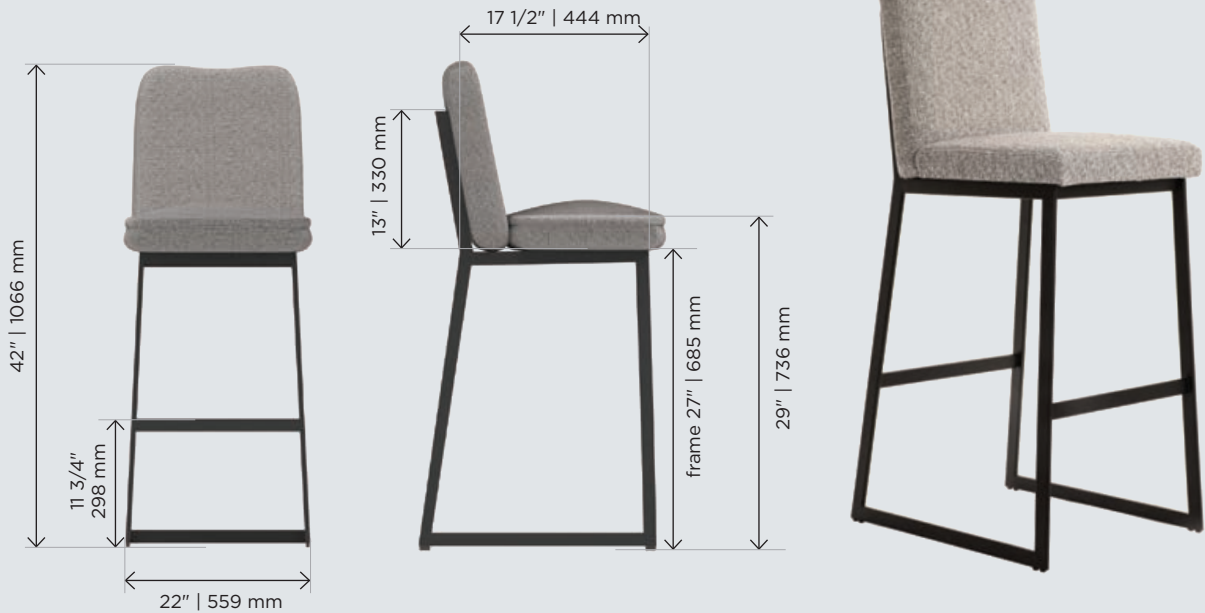
ECL-TAP-IFH121

MATERIAL

powder coated black stainless steel

FABRIC OPTIONS

customized



TAP CHAIR IFH 122

ECL-TAP-IFH122

MATERIAL

powder coated black stainless steel

FABRIC OPTIONS

customized

**TAP CHAIR IFH 221**

ECL-TAP-IFH221

MATERIAL

powder coated black stainless steel

FABRIC OPTIONS

customized



TAP CHAIR IFH 215

ECL-TAP-IFH215

MATERIAL

powder coated black stainless steel

FABRIC OPTIONS

customized



TAP CHAIR IFH 214

ECL-TAP-IFH214

MATERIAL

powder coated black stainless steel

FABRIC OPTIONS

customized





06

Swivel Collection

Design:

Seat upholstered in luxury Italian leather; swivel mechanism above a round floor plate. Footrest follows turns. Custom rubber protection under floor plate against sliding in wet environment.



SWIVEL CHAIR 24

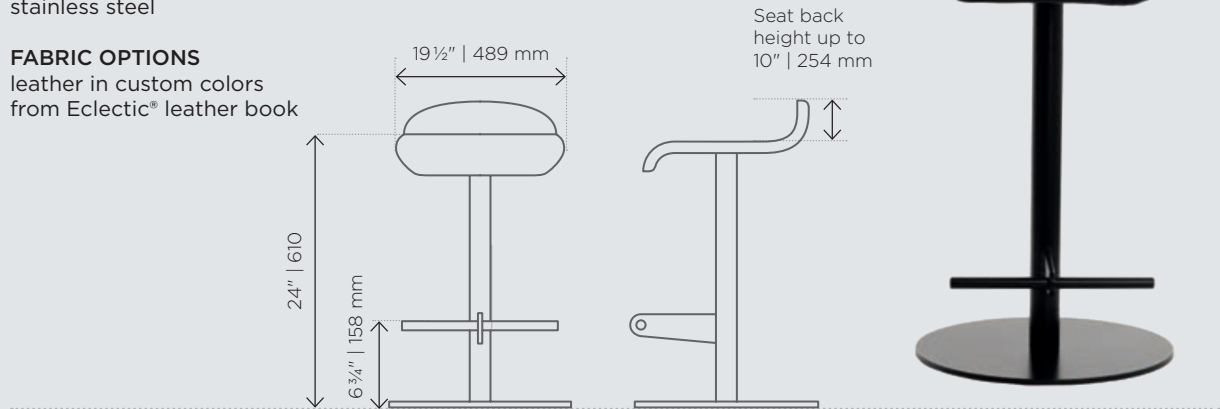
ECL-SWI-24

MATERIAL

powder coated black
stainless steel

FABRIC OPTIONS

leather in custom colors
from Eclectic® leather book



SWIVEL CHAIR 30

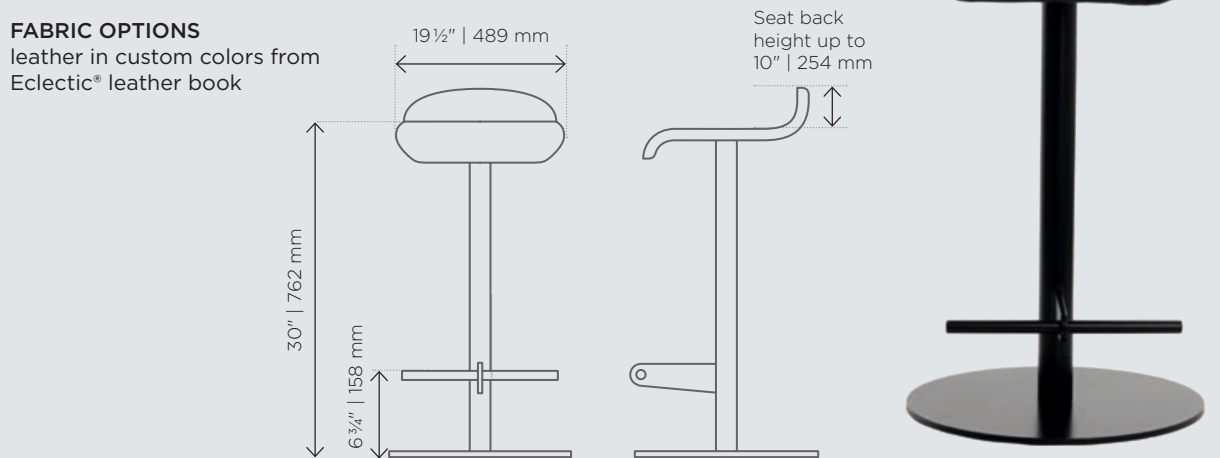
ECL-SWI-30

MATERIAL

powder coated black stainless steel

FABRIC OPTIONS


leather in custom colors from
Eclectic® leather book



Foot rest on 6 3/4" | 158 mm



Rubber under floor plate
against sliding!



07

Nouvel Espace Collection

Nouvel Espace is a new brand inspired by the Art Deco style, which is still highly respected among interior designers and architects. It is about first class materials that emanate luxury, glamor and exuberance. It is about perfection.

Through the process of designing, we were looking for inspiration mainly in nature and by studying the different continents around the world. We were trying to join three main components: people, culture

and nature. The circle in the center of the design represents infinity, unity and perfection. We are all living on one planet, so we are all united in a circle; at the same time, we are as varied as nature itself. The pyramid decor in our design represents the mystery of nature and people. With the enigmatic and mysterious power of the Pyramids, we created a special inspiration and style that is presented on all continents around the world.

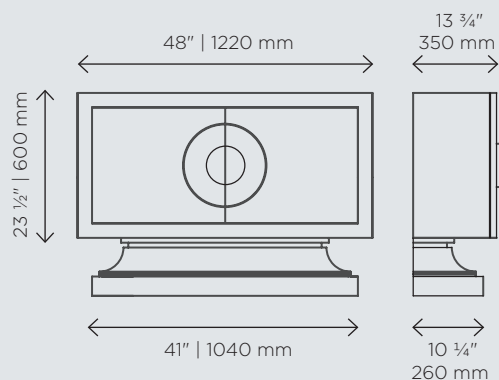


NOUVEL ESPACE CHEST OF DRAW

ECL-NE-CD102

FRAME

walnut dark | walnut

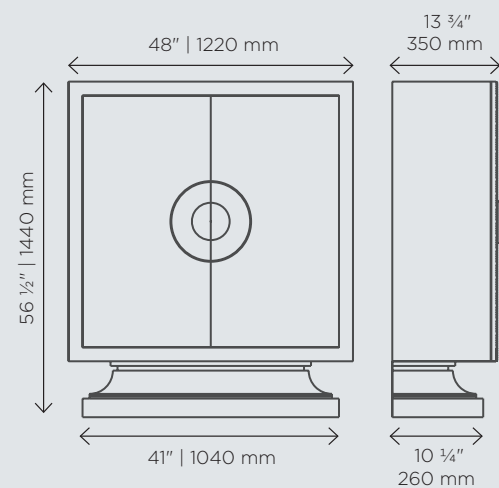


NOUVEL ESPACE CABINET SECRETAIRE

ECL-NE-CS100

FRAME

walnut dark | walnut

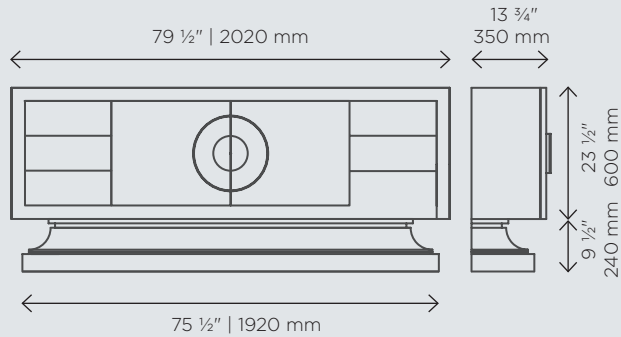


NOUVEL ESPACE LONG CHEST OF DRAWERS

ECL-NE-CD108

FRAME

walnut dark | walnut

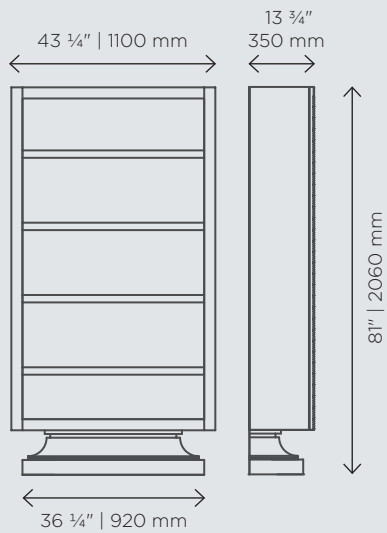


NOUVEL ESPACE SHOWCASE BOOKCASE

ECL-NE-SB920

FRAME

walnut dark | walnut

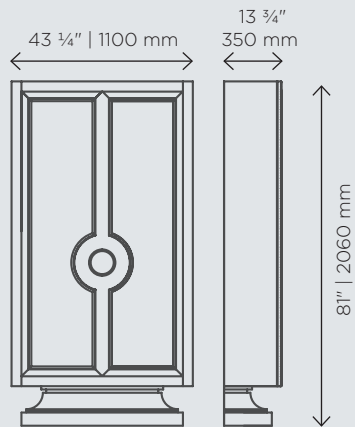


NOUVEL ESPACE SHOWCASE BOOKCASE WITH GLASS DOORS

ECL-NE-CB300

FRAME

walnut dark | walnut

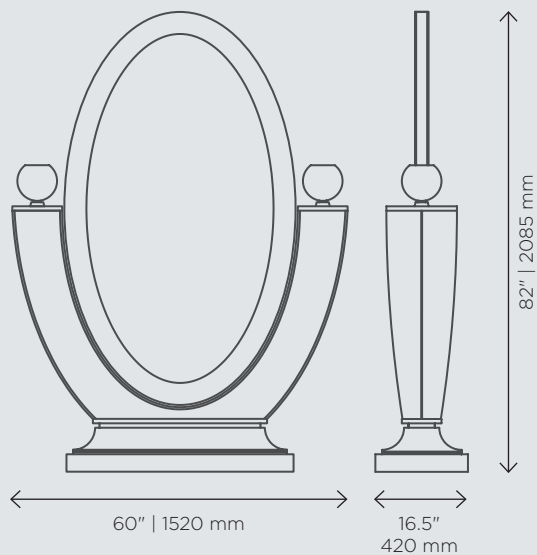


NOUVEL ESPACE NATALEE

ECL-NE-MN100

FRAME

walnut dark | walnut

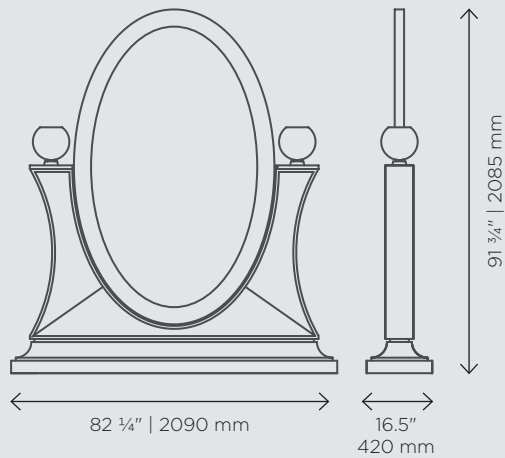


NOUVEL ESPACE ELISABETH

ECL-NE-ME200

FRAME

walnut dark | walnut



NOUVEL ESPACE ARMCHAIR

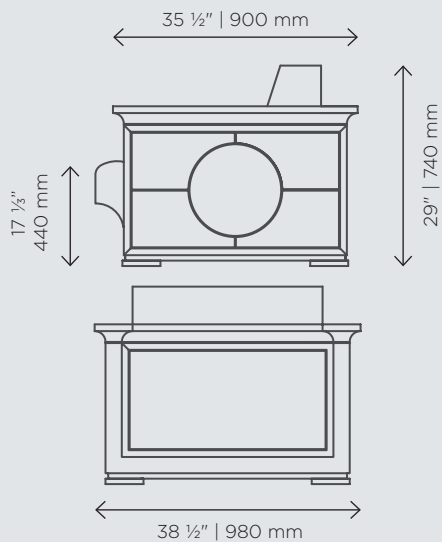
ECL-NE-A400

FRAME

walnut dark | walnut

LEATHER OPTIONS

Bisquit | Peat | Pictacia



NOUVEL ESPACE SOFA

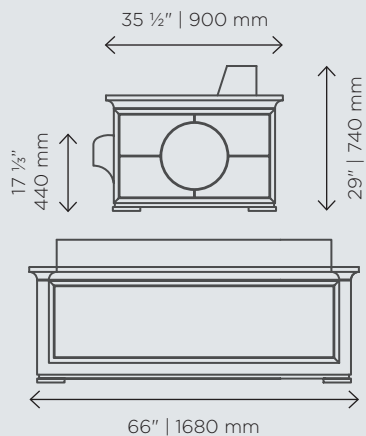
ECL-NE-SO200

FRAME

walnut dark | walnut

LEATHER OPTIONS

Bisquit | Peat | Pictacia



NOUVEL ESPACE COFFEE TABLE

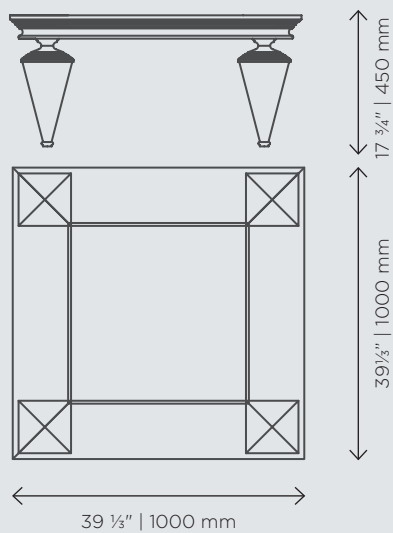
ECL-NE-TB600

FRAME

walnut dark | walnut

LEATHER OPTIONS

Bisquit | Peat | Pictacia



NOUVEL ESPACE TABLE

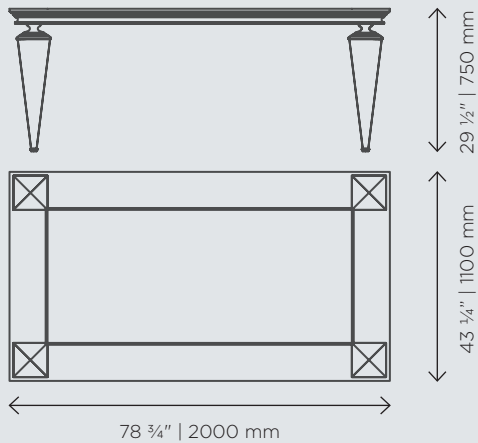
ECL-NE-TB850

FRAME

walnut dark | walnut

LEATHER OPTIONS

Bisquit | Peat | Pictacia



NOUVEL ESPACE CHAIR

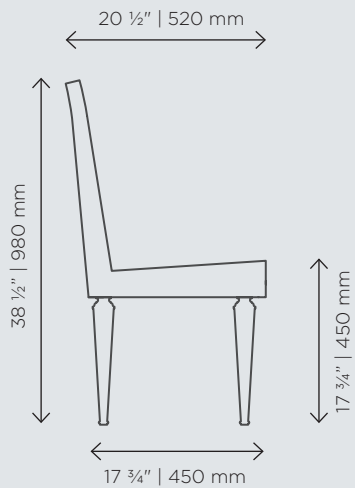
ECL-NE-CH100

FRAME

walnut dark | walnut

LEATHER OPTIONS

Bisquit | Peat | Pictacia





8

Neo Collection

**Design: Lisa Marechal,
Neo Design Studio**

Solid oak components, finished with
oil coatings and added brass powder
coated sockets



NEO CHAIR

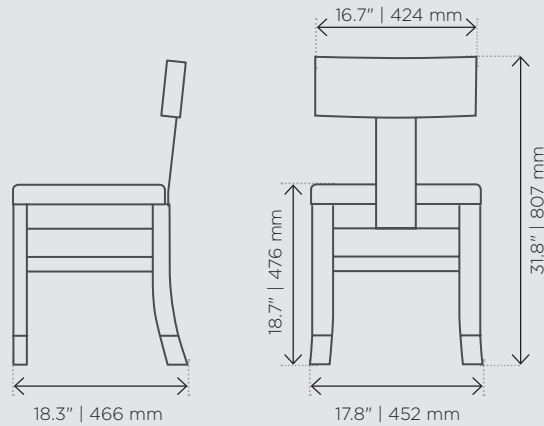
ECL-NE-TB850

FRAME

solid oak

FABRIC OPTIONS

customized

**NEO BARCHAIR**

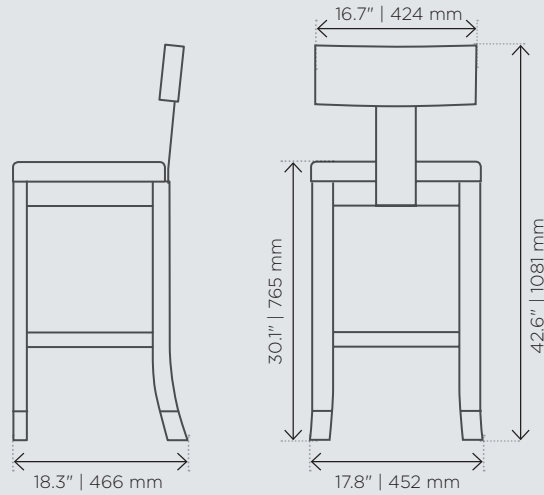
ECL-NE-TB850

FRAME

solid oak

FABRIC OPTIONS

customized

**NEO VERTICAL COLUMNS**

ECL-NE-TB850

MATERIAL

solid oak

DIMENSIONS

28" x 28" x H 28"
710 x 710 x H 710 mm

**NEO TRIANGLE COFFEE TABLE**

ECL-NE-TB850

MATERIAL

solid oak

DIMENSIONS

36" x 30" x H 14"
910 x 760 x H 350 mm

**NEO SQUARE COFFEE TABLE**

ECL-NE-TB850

MATERIAL

solid oak

DIMENSIONS

28" x 28" x H 30"
711 x 711 x 762 mm





9

Handcraft Collection

Using centuries old solid wood basics and needed craft in processing, finishing and combining with iron components. Heavy components perfectly fit to each and every space.

DINING TABLE

78" x 43" x H 30"
2000 x 1100 x H 760 mm



COFFEE TABLE

47 1/4" x 26" x H 15 3/4"
1200 x 660 x H 400 mm







10

Web Collection

Web chair & table collection is based on Sinu collection sleek ergonomics with added engineering basics. Web chair base is made from bended steel, covered with powder coated finish and completed with heavy duty casters. Web chair ergonomic seat is covered by top grade buffalo leather. Web chair back is made from solid oak wood and engineered with old school basics. Web chair is coming in two back heights: desk chair & regular arm chair.



WEB CHAIR

ECL-LA-L102

FRAME

powder coated stainless steel &
curved solid oak wood in black or
custom finish

LEATHER OPTIONS

ON ERGONOMIC SEAT

black or selected from ECLECTIC®
leather options

DIMENSIONS

	Height	Seat Height	Width	Depth
Desk chair	26.6" 675 mm	17.7" 450 mm	29.2" 741 mm	22.0" 558 mm
Regular arm chair	29.5" 750 mm	18.1" 460 mm	29.2" 741 mm	22.0" 558 mm



WEB TABLE

ECL-LA-L102

FRAME

powder coated stainless steel &
curved solid oak wood in black or
custom finish

DIMENSIONS

	Height	Width	Depth
Desk table	31.5" 787 mm	48.0" 1220 mm	31.5" 800 mm
Dining table	31.5" 787 mm	63.0" 1600 mm	31.5" 800 mm



COLLECTION IN DEVELOPMENT



11

Waterfall Collection

Sabina Z. concept coming this fall.

- solid walnut tops
- stainless steel bases
- luxury italian leather on shells







12

EstreSpa Collection



The Estre Spa Collection® features six distinctly styled lines, aimed to compliment a wide range of hospitality projects.

ECLECTIC® had teamed with historically distinguished Salviati Crystal Manufactures to bring you these custom amenities creations. Produced in small or large quantities, these products are handmade with time tested blown glass techniques.

The Estre Spa Collection® can add value to any space, or be a branded feature for your Spa, Vanity, Guest Room or Retail design concept.

This exciting new product line accompanies the debut of ECLECTIC® E-Series. This newly designed suite concept combines style and performance for an exceptional quality of Guest Room furnishings. ECLECTIC® continues in our commitment to provide coordinated options for your hospitality selections.

AMBER



ITE



MYIAG



EQUIS




KAISE



LAGUNA





**Eclectic® Contract Furniture
Industries Inc. and Design®**
450 Fashion Ave, Suite #2710
New York, NY 10123

YOUR DETAILS ARE OUR DETAILS

Alex Marc, President
alex@eclecticcontract.com
cell 917-833-6362
phone 212-967-5504

www.eclecticcontract.com
Instagram: eclecticcontract
Twitter: eclecticfacts
Linkedin: Alex Marc